



# **CAMP MONTICELLO**

## **2023**

*Where endless memories and lifelong friendships are created.*

3345 Lochinvar Avenue  
Santa Clara, CA 95051  
(408) 615 – 9416

[www.monticelloacademy.org](http://www.monticelloacademy.org)



## CAMP MONTICELLO

Dear Campers and Parents,

We are excited to welcome you to Camp Monticello, where the adventure of a lifetime awaits! Our camp is designed for children of all ages to have fun, make new friends, and try new experiences in a safe and supportive environment.

This summer, we will be offering a variety of activities including sports, arts, and crafts, and much more. Our experienced staff is passionate about providing campers with the opportunity to develop new skills, build confidence, and create memories that will last a lifetime.

Camp Monticello operates from June 1<sup>st</sup> - August 9<sup>th</sup> with two-week full-day camp session. Registration will remain open until all spaces are filled.

As for Technology Camps, they start on Tuesday, May 30<sup>th</sup> and end on July 21<sup>st</sup> with two-week full-day session.

To ensure the health and safety of our campers, we will be following all local and state health guidelines, including:

- Regular cleaning and disinfecting
- Recommended mask-wearing
- Testing after vacation or signs of COVID symptoms

We encourage you to sign up soon, as spaces are limited. For more information, please visit our website or contact us at 408-615-9416 x100.

We can't wait to see you at Camp Monticello for a summer filled with fun, friendship, and adventure!

Sincerely,

The Camp Monticello Team



# CAMP INFORMATION



## Holiday Closure:

- Monday, June 19<sup>th</sup> for Juneteenth.
- Monday, July 3<sup>rd</sup> & Tuesday, July 4<sup>th</sup> for 4<sup>th</sup> of July.

## Camp Counselors:

During summer, our after-school teachers will be the counselors for Camp Monticello depending on the camps and their specialty, they will be assigned to work in specific themes.

## Cubbies:

All cubbies are for day use only. Every student is expected to clean out the cubbies at the end of the day. Do not leave anything behind. There are no assigned cubbies.

## Accident Reports

Any time that your child is hurt you will receive an accident report, telling you the nature of the accident. Depending on the severity of the accident, we may notify you by phone.

## Sunscreen:

If you want your child to apply sunscreen daily, please complete the form within the online registration, and bring your child's sunscreen labeled with their name to the front office.

## Absences:

If your child will be on vacation or out sick for the day, please notify the administration at [attendance@monticelloacademy.org](mailto:attendance@monticelloacademy.org) or camp counselors so we can better plan.

## Medication Request Guidelines:

- If your child needs medication, please email us at [attendance@monticelloacademy.org](mailto:attendance@monticelloacademy.org) and we will send you a medication form to be completed by the parents or legal guardian and returned with the medication.
- Medicine can only be dispensed out of its original container with the child's name and prescription.
- All medication is required to be taken home at the end of the day unless it is a life-threatening medication.
- All life-threatening medication needs to be in written form with a doctor's note and kept at school for the day.

## Camp Meal Procedure:

- AM and PM Snacks: Snack is served at approximately 10:30AM and 3:30PM.
- Lunch: It is served at approximately 12:30 PM.
- Outdoor eating.
- Meals are served individually.
- There is no sharing of food.
- Any students who bring lunch from home must be nut-sensitive.

## DAILY SCHEDULE

| Time             | Activity                                     |
|------------------|--|
| 8:00AM – 9:00AM  | Greeting and Outdoor Play                    |
| 9:00AM – 12:30PM | Camp Activities / Morning Snack and Recess   |
| 12:30PM – 1:30PM | Lunch / Outdoor Recess                       |
| 1:30PM – 5:00PM  | Camp Activities / Afternoon Snack and Recess |
| 5:00PM – 6:00PM  | Closing, Clean up, and Outdoor Play          |

## CONTACT INFORMATION

|        |  |                                      |      |
|--------|--|--------------------------------------|------|
| Email: | <a href="mailto:attendance@monticelloacademy.org">attendance@monticelloacademy.org</a> |                                      |      |
| Phone: | Innovative Technology Camp   | x120                                 |      |
|        | Camp Monticello  | Kindergarten – 1 <sup>st</sup> Grade | x148 |
|        |  | 2 <sup>nd</sup> Grade and Up         | x126 |



## PLAN

At Camp Monticello, our main goal is to facilitate a positive perception of learning and develop lasting memories of the camp experience. Our camp counselors are chosen for their maturity, skills, patience, passion, and enthusiasm for making a difference in children's lives. Each counselor is trained in CPR and First Aid which places heavy emphasis on maintaining a safe environment to prevent any major accidents. Minor accidents, such as bumps and bruises or cuts, may occur as a result of our active activities. Camp counselors will keep close supervision of all activities and model appropriate behaviors for the children.

During summer camp, there are clear set boundaries. Part of disciplining children is guidance. When students have a conflict, we do not immediately intervene unless they are hurting each other. We will observe first and allow the students to resolve their problems. However, if the students are unable to resolve this, then there are several techniques that we often use. They are as follows:

- **Redirection:** Directing them to a more positive behavior or action, such as if you want to hit something, why not hit a ball? Students are always encouraged to show they are sorry rather than saying sorry to each other. Actions speak more than words.
- **Reasoning:** Having a conversation and explaining to students through the use of logic and discussion about different scenarios. Role-playing generally helps students understand others' perspectives.
- **Loss of privileges:** Students' privileges are removed when they have been warned at least once or twice. Privileges are removed for the day or until further notice depending on the severity of the action.
- **Taking a break from the stimulation:** Sometimes giving students time to themselves can help them regroup and think about what had just happened. We allow them to sit in a quiet area to ponder their action and how they can react differently. When they are ready, they will come to us for a discussion. Having a discussion is very important as a follow-up to their break.
- **Choice:** Students are given only two choices at a time. The choices are conducive to what we are trying to encourage at that moment and are positive.
- **Positive Reinforcement:** Catching them while they are at their best through praises and words of encouragement can go a long way.
- **Warning:** Everyone is given at least one warning before actions are taken. We need to maintain consistency and follow through before anything can be effective with the students.

These techniques will help the students learn to cope with conflicts more effectively through the usage of words rather than physical actions. In talking with the students, the words are very simple and straight to the point.

## COVID-19 Protocols & Safety Measures



### Arrival And Pick-Up Procedures:

- Parents are required to park their car and come inside to drop off and pick up their child.
- Parents are required to sign their child in and out daily.
- Parents are to pick up their child at the classroom.

### Mask

- Recommended for indoors for all students.

### Testing

- Test on the morning of return after traveling.

### Covid-19 Symptoms

- Students are required to test if they display any of the symptoms below. Tests are to be done on the morning of their arrival and send negative test results to

[attendance@monticelloacademy.org](mailto:attendance@monticelloacademy.org).

- ❖ Fever or chills
- ❖ Cough
- ❖ Shortness of breath or difficulty breathing
- ❖ Fatigue
- ❖ Muscle or body aches
- ❖ Headache
- ❖ New loss of taste or smell
- ❖ Sore throat
- ❖ Congestion or runny nose
- ❖ Nausea or vomiting
- ❖ Diarrhea

### Students With Covid

- Isolate for at least 5 days
- Test on or after day 5. If the result is negative, and symptoms improved with no fever for 24 hours, your child can return to school.
- Returning after day 5, your child is required to wear a mask for the remainder of the 10-day period whenever near others.
- If the test result is positive after day 5, continue to test until you are negative.
- No testing is needed after day 10.
- Any class with exposure will need to wear masks for 10 days after exposure.
- Any person who is symptomatic with COVID symptoms must be tested immediately.
- Students can return with a negative test result and no doctor's note is needed.
- On-going direct contact at home must wear masks at school at all times. During mealtimes, they will need to eat away from others.

*Stay Safe!*



### Policy

- Any communicable diseases must be reported to the administrative office immediately.
- Exposure notice will be sent home to all parents.
- As a school policy, if your child is unable to participate in the daily function of the camp, then they should not be at school.



## CAMP MONTICELLO ENROLLMENT

### ENROLLMENT

To secure your slot for the summer camp program, you will have to submit the following:

- **Current Students:**
  - ❖ An [online application](#)
  - ❖ Full payment for the program(s) of your choice
- **New Students:**
  - ❖ An [online application](#)
  - ❖ Full payment for the program(s) of your choice
  - ❖ Current immunization record
  - ❖ 24-hour negative test result before starting
  - ❖ Front and back copies of Medical Insurance Card
  - ❖ Medical Consent Forms (2)

**Register  
NOW!**

### POLICIES

- **Payment**  
Payment is due upon registration. All parents are expected to register online. New parents will have to complete paperwork with Administration. No students are allowed to attend the camp without pre-payment. Payments are non-refundable, non-prorated, and non-transferable.
- **Camp Enrollment Capacity**  
There will be a maximum capacity of 40 spaces for each camp. Due to the limited space, it will be first come first serve. Once the number of spaces is filled, the camp will be closed.
- **Camp Switching**  
Switching of camp selections can only be accommodated based on availability. Please email the camp director.
- **Cancellation**  
The camp will only be canceled if there is a lack of enrollment. In that case, fees will be credited or refunded. There will be no refund if you decide to withdraw or cancel.





# INNOVATIVE TECHNOLOGY CAMPS



## CURRENT 5<sup>TH</sup> – 8<sup>TH</sup> GRADE

|  |  |
|--|--|
| <p><b>Session 1</b><br/>May 30<sup>th</sup> – June 9<sup>th</sup><br/>(9 days)</p>   | <p><b>Escape Reality Camp</b></p> <ul style="list-style-type: none"> <li>Want to go on a fun virtual adventure? This camp allows you to explore a variety of topics like science and art in virtual environments. You can draw and paint in VR, visit Stonehenge, travel to outer space, or shrink down to the size of cells to explore the human body!</li> <li>Learn how to work with an Arduino, a microcontroller used in physical computing. The Arduino allows you to work with a variety of sensors (inputs) and outputs like motors, lights, pumps, and beyond. Sky is the limit with what you can think of. These are skills that can help you with problem solving and creativity, but also entrepreneurship and starting your project ideas that could lead to big things.</li> <li>Design and build an escape room with your friends that will allow you to think creatively and use computational thinking in its design. Your challenges will call on you to use a variety of tools and abilities such as woodworking, electronics, programming, and puzzle-solving. When it's done, put your escape room to the test by allowing others to try to escape it. This is a very unique camp that you'll remember for many years to come.</li> </ul> |
| <p><b>Session 2</b><br/>June 12<sup>th</sup> – June 23<sup>rd</sup><br/>(9 days)</p> | <p><b>Crafty Builders Camp: Calling all crafters</b></p> <ul style="list-style-type: none"> <li>Learn how to design 3D objects using Tinkercad and print them using our ultramodern 3D printers. You'll explore how to create moving objects and devices such as gears to build and construct.</li> <li>Learn to work with a variety of digital tools to design and cut using the laser cutter. The laser cutter can cut precise wood pieces like gears and parts that can be put together for a cool project with moving parts, electronics, and aesthetics.</li> </ul>   |

## CURRENT 2<sup>ND</sup> – 8<sup>TH</sup> GRADE

|   |  |
|---|--|
| <p><b>Session 3</b><br/>June 26<sup>th</sup> – July 7<sup>th</sup><br/>(8 days)</p>   | <p><b>Virtual Wonders Camp</b></p> <ul style="list-style-type: none"> <li>Build and construct projects with all of the amazing tools and blocks in Minecraft. Learn to build Redstone circuits, build realistic structures, and work with the "Agent" your Code builder robot. Your robot can help you learn to code and create amazing builds that are only possible in the Education Edition.</li> <li>Create a Video Game in Scratch, a block based programming language developed by students of MIT. Learn about animation, logic, and how to make the world of Math and Programming simulate the real world.</li> <li>Learn how to create games and circuits using the Makey Makey, a digital device that allows you to play music, light things up, and program projects. You will also work with LittleBits, small electronics that can connect to play sounds and music!</li> </ul> |
| <p><b>Session 4</b><br/>July 10<sup>th</sup> – July 21<sup>st</sup><br/>(10 days)</p> | <p><b>Building STEAM Camp</b></p> <ul style="list-style-type: none"> <li>Want to build and code your own robot? Look no further! Use Legos, motors, servos, and your "coding brick" to build your own robot that can drive, pick up, and perform awesome tasks by using your coding skills and building skills.</li> <li>You'll also have fun creating STEAM projects with your friends that combine science, technology, engineering, art, and math. Expect to use physics and the scientific method to build and test contraptions that you will be able to take home at the end of the camp!</li> </ul>   |





## CAMP MONTICELLO SESSION

### CURRENT KINDERGARTEN – 6<sup>TH</sup> GRADE CAMP

- Summer camp K – 1<sup>st</sup>: Ms. Brittany, Ms. Zarette, and Ms. Maria
- Summer camp 2<sup>nd</sup> – 6<sup>th</sup>: Ms. Surey, Ms. Geneva, and Ms. Tazia

| Session | Date   | Theme                                    | Field Trip                          | Date                   |
|---------|--|--|-------------------------------------|------------------------|
| 1       | June 1 <sup>st</sup> – June 16 <sup>th</sup><br>(12 days)  | Superheroes and Villains & Film Festival | Movie Time                          | Friday, June 9, 2023   |
| 2       | June 20 <sup>th</sup> – June 30 <sup>th</sup><br>(9 days)  | Sports & The World of Games              | The Plex                            | Friday, June 23, 2023  |
|         |  |  | Laser Tag                           | Friday, June 30, 2023  |
| 3       | July 5 <sup>th</sup> – July 14 <sup>th</sup><br>(8 days)   | Detective & Mystery Fun                  | Winchester Mystery House            | Friday, July 7, 2023   |
|         |  |  | The Mystery Spot                    | Friday, July 14, 2023  |
| 4       | July 17 <sup>th</sup> – July 28 <sup>th</sup><br>(10 days) | Food Frenzy & Worldly Art                | Walt Disney Family Museum           | Friday, July 21, 2023  |
|         |  |  | Cooking Classes – TasteBuds Kitchen | Friday, July 28, 2023  |
| 5       | July 31 <sup>st</sup> – August 9 <sup>th</sup><br>(8 days) | STEAM Innovation                         | Great America                       | Friday, August 9, 2023 |






## CAMP MONTICELLO


SUBJECT TO CHANGE



K-1<sup>st</sup> Teachers: Ms. Brittany, Ms. Zarette, and Ms. Maria

2<sup>nd</sup> – 6<sup>th</sup> Teachers: Ms. Surey, Ms. Geneva, and Ms. Tazia

| Theme                                  | Monday   | Tuesday   | Wednesday  | Thursday  | Friday   |
|--|--|---|--|---|--|
| SUPERHEROES AND VILLAINS FILM FESTIVAL | 29<br>Memorial Day Holiday<br>School Closed!<br>                      | 30<br>Setting up Camp Monticello<br>Teacher Work Days<br>                      | 31<br>Setting up Camp Monticello<br>Teacher Work Days<br>         | 1<br>Hello Camp Monticello!<br>Who's your superhero or villain?<br>Costume Design<br>Script Writing – Our Story!  | 2<br>Costume Design<br>Script Writing – Our Story!<br>Scene Design<br>  |
| SUPERHEROES AND VILLAINS FILM FESTIVAL | 5<br>Costume Design<br>Script Writing – Our Story!<br>Scene Design   | 6<br>Costume Design<br>Script Writing – Our Story!<br>Scene Design  | 7<br>Costume Design<br>Script Writing – Our Story!<br>Scene Design   | 8<br>Costume Design<br>Script Writing – Our Story!<br>Scene Design  | 9<br>To the Movies Field Trip<br>Costume Design<br>Scene Design  |
| SUPERHEROES AND VILLAINS FILM FESTIVAL | 12<br>Invitation to the Film Festival<br>Dress Rehearsal and Filming   | 13<br>Invitation to the Film Festival<br>Dress Rehearsal and Filming<br>      | 14<br>Dress Rehearsal and Filming<br>Film Editing<br>            | 15<br>Dress Rehearsal and Filming<br>Film Editing<br>                         | 16<br>Our Film Festival<br>Rice Krispies<br>Marsh Mellow Kabobs<br>Popcorn   |
| SPORTS AND THE WORLD OF GAMES          | 19<br>Juneteenth Holiday<br>School Closed!<br>                      | 20<br>Kickball Tournament<br>Baseball Rugby Cushion<br>Football Cake Pop<br> | 21<br>Dodgeball Tournament<br>Make your own bouncy ball<br>Mini Basketball Art<br>Dessert Balls  | 22<br>Inflatable Obstacle Fun<br>Football Rice Krispies<br>Ball Catapult<br> | 23<br>The Plex Field Trip<br>Olympics Fun<br>Olympics Ring Cookies<br>Olympic Medals<br>                          |
| SPORTS AND THE WORLD OF GAMES          | 26<br>Four Square Tournament<br>Mini Skate Board and Skate Park<br> | 27<br>Giant Soccer Fun<br>DIY Hula Hoop Fun<br>Pizza Soccer<br>              | 28<br>Sink the Ship<br>Bowling Pins<br>DIY Ring Toss Plates<br> | 29<br>Capture the Flag<br>Balloon Tennis<br>Sports Cupcakes<br>              | 30<br>Laser Tag Field Trip<br>Parachute, Marbles, Musical Chair, Crab Soccer<br>Create your own Sport Pendant<br> |






















## CAMP MONTICELLO

SUBJECT TO CHANGE



K-1<sup>st</sup> Teachers: Ms. Brittany, Ms. Zarette, and Ms. Maria

2<sup>nd</sup> – 6<sup>th</sup> Teachers: Ms. Surey, Ms. Geneva, and Ms. Tazia

| Theme                       | Monday   | Tuesday  | Wednesday   | Thursday   | Friday  |
|-----------------------------|--|--|---|--|---|
| DETECTIVE AND MYSTERY FUN   | 3<br>Happy Fourth of July Holiday<br>School Closed!<br> | 4<br>Happy Fourth of July Holiday<br>School Closed!<br> | 5<br>Laser Maze<br>Mystery Message<br>                             | 6<br>Scavenger Hunt<br>I-Spy Bottle<br>   | 7<br>Winchester Mystery House<br>Field Trip<br><br>Treasure Hunt |
| DETECTIVE AND MYSTERY FUN   | 10<br>Mystery Drawing<br>DIY Mystery Box<br>Detective Cookies  | 11<br>Mystery Group Activity<br>DIY Magnifying Glass<br>Mystery Food and Drink Tasting   | 12<br>Locate the Confetti Bomb<br>Spy Decoder<br>                  | 13<br>Detective Game<br>Fingerprint Mystery<br>Detective Riddles   | 14<br>The Mystery Spot<br>Field Trip<br>                         |
| FOOD FRENZY AND WORLDLY ART | 17<br>Ciao Italy!<br>Soccer Game<br>Plexi Glass Art<br>Pizza Me  | 18<br>Ni Hao China!<br>Badminton, Ping Pong, Hackie Sack,<br>Hackie Sack and Fan Making<br>Fried Won Ton                                 | 19<br>Hola Mexico!<br>Traditional Children's Games<br>Masks, Maracas, God's Eye<br>Taco Cups and Salsa  | 20<br>How ya goin'?<br>Australia<br>Flag Football, Tug of War,<br>Hopscotch, Netball<br>Boomerang Art<br>Fairy Bread   | 21<br>Walt Disney Family Museum<br>Field Trip<br>                |
| FOOD FRENZY AND WORLDLY ART | 24<br>Namaste India!<br>Cricket, volleyball, spinning top<br>Henna, Clay Dish Painting, Block Print<br>Canvas<br>Indian Pizza            | 25<br>Howzit Africa!<br>African Arts and Crafts (Rainsticks,<br>Masks, Shields, Beads, weaving)<br>Fried Plantain Bananas and Puff, Puff | 26<br>Cultural Flag Art<br>Traditional outfit description<br>Bring your traditional outfits to school.  | 27<br>Show Set-Up<br>Cultural Fashion Show @ 4:00PM<br>Parents are welcome to attend!<br> | 28<br>Cooking Classes – TasteBuds<br>Kitchen Field Trip<br>    |
| STEAM INNOVATION            | 31<br>Pool Noodle Water Sprinkler<br>                 | 1<br>DIY Waterslide<br>                               | 2<br>DIY Water Balloon Pool and Pinatas<br>                      | 3<br>DIY Water Balloon Launcher<br>   | 4<br>DIY PVC Backyard Water Park<br>                           |
| STEAM INNOVATION            | 7<br>DIY Water Blob<br>                               | 8<br>DIY Water Play Park<br>Wear your water clothes for water play.  | 9<br>Farewell Summer – Last Day!<br>Great America Field Trip<br> | 10<br>Teacher Work Day<br>  | 11<br>Teacher Work Day<br>                                     |